



Welcome to CWM and the Funtastic Fox Class!

Our goal is to make sure all children are socially, emotionally, and academically ready for the next step in the learning process. We are truly a family at CWM, and we think of all our students as "Our Kids"!

- Below are some reminders for the Funtastic Foxes Class.

- All items need to be labeled with your child's FIRST AND LAST NAME.

- Including but not limited to bottles, cups, pacifiers, lunch containers.

- You may bring a package of diapers to leave at school (not a box).

- Please send 3 bibs to leave in your child's basket at school.

- Teething necklaces or bracelets are NOT allowed. This is a state policy and may be dangerous for children.

- Small backpack or bag, we do not have room for large bags.

- Lunch Time

- Lunch needs to be in a small lunch box with an ice block to keep cool.

- Include spoons for your child's lunch. (label)

- NO GLASS containers with food or drinks in them. This is a state policy and could be dangerous.

- We will provide a small snack each day.

- If you choose to send your own snack, make sure to label and put in a container for each day.





- Nap Time


- Please read and sign the State Safe Sleep Policy.
- Your child may sleep in a pack-n-play for the first part of the year.
- Because your child is in a pack-n-play they may only have a pacifier in bed with them. (NO BLANKETS OR LOVIES)
- After they have turned one and begin walking, we will transition them to a cot.
- Once your child begins sleeping on a cot you will need to have a nap mat for them to use. (see Nap Time Paper)
- Pacifiers may NOT have a Wubbanub on them, this is the same as a lovie.

- Playground/Outdoors Time

- At the beginning of the year, we are not able to take the children to the playground.
- As it becomes safe for us to transport some or all of them with proper supervision, we will begin to take them out.
- We will however take them on walks in the strollers.

If you have any questions, please feel free to talk with one of your teachers or the office staff.

The office staff will be in the office from 7:00am-5:30pm.






# Ms. Grace

I am Ms. Grace, and I live in Spring. I have a 1-year-old Ayden who attends CWM. In our free time we love to swim and play outside. This is my second year here at CWM, I love the Fantastic Foxes age and look forward to meeting all my new friends! We will play, learn, and grow together!

My Birthday  
January 11th



Drink  
Iced White Mocha

Candy  
Reese's Pieces & Heath

Snack  
White Cheddar Cheez-its

Color  
Sage Green


Store  
Target

Restaurant  
Starbucks



## My Favorites

T-Shirt Size	Monogram
Medium	GAA




Contact me through the Brightwheel App.  
If you need to call, please call 281-540-7000.



# Ms. Edgy

I am Ms. Edgy, I was born in Venezuela, I moved to Texas in 2017. I live in Humble with my husband and my 2-year-old son. When I am not working, I love spending time with family or crocheting and pastry. I am very excited about this school year because we have a lot of fun planned. I love watching the children grow and helping them learn. See you all at Meet the Teacher!

My Birthday  
December 1st



Drink  
Coffee & Coke

Candy  
Chocolate

Snack  
Cheetos & Chips Ahoy

Color  
Green, Black & Orange

Store  
Target, Amazon & Old Navy

Restaurant  
Olive Garden, Chick-Fil-A  
& Raising Cane's




## My Favorites

T-Shirt Size


Large

Monogram

EGC



Contact me through  
the Brightwheel App.  
If you need to call,  
please call 281-540-7000.



# Funtastic FOXes


## Daily Schedule

9:00-9:15	Drop Off (Car Line) & Table Time
9:15-9:25	Diaper Change
9:25-9:35	Snack Time
9:40-9:55	Playground
10:00-10:10	Music & Movement
10:10-10:20	Diaper Change
10:20-11:00	Craft/Activity Time/Story Time
11:00-11:30	Lunch Time
11:30-11:40	Diaper Change
11:45-1:40	Nap Time
1:45-2:00	Center Room
2:00-2:15	Diaper Change & Pack Up
2:15-2:30	Pick Up (Car Line) & Table Time




# EARLY CARE


7:00-8:30	Breakfast From Home
8:15-8:30	Diaper Change
8:30-8:45	Play Time
8:45-9:00	Welcome Friends!



# LATE CARE

2:30-2:40	Table Time
2:40-2:50	Diaper Change
2:50-3:10	Playground
3:10-3:20	Diaper Change
3:25-3:45	Center Room
3:45-4:00	Bottles/Snack
4:00-4:30	Play Time/Diaper Change
4:30-4:50	Walk in Stroller
4:50-5:10	Table Toys
5:10-5:20	Diaper Change
5:20-5:30	 Pack Up & Pick Up Time





# Funtastic Foxes FIRST DAY OF SCHOOL CHECKLIST

We encourage you to bring these items to Meet the Teacher.  
This will help to make the First Day of School smoother for all.

- Completed "All About Me" Sheet
- Copy of Current Shot Records
- Supply List Items
- Infant Safe Sleep Form
- Nap Mat (if needed)
- Small Bag & Lunch Box (First Day)



## WHAT SHOULD I SEND TO LEAVE AT SCHOOL?


Package of Diapers, not a box (we do not have room)  
Milk, Breast Milk or Formula  
Gallon Water Jug (for formula)  
2 Complete Changes of Clothing  
Pacifier  
2-3 Bibs  
Baby Food / Snacks

## LABEL EVERYTHING WITH FIRST & LAST NAME

Breast Milk needs to be labeled with date & first/last name on each bag.



# ALL ABOUT ME



## Funtastic Foxes

MY NAME

FIRST

MIDDLE

LAST

MY BIRTHDAY



Does your child have any Allergies?

YES  NO If yes, explain in detail:



1 Two words to best describe your child? \_\_\_\_\_

2 Any siblings?  Yes  No (names & ages) \_\_\_\_\_

3 Any Pets?  Yes  No (names & type) \_\_\_\_\_

4 Has your child attended preschool before?  Yes  No Where? \_\_\_\_\_

5 How does your child sleep at home? (check all that apply)

Rocked  Swaddled  In crib  Co-Sleep

Bottle in Bed  Pacifier  Lovie  Nursed to Sleep

Dark Room  Sound Machine  Other

*We are NOT allowed to put anything inside the crib with your child during nap. This information will be used to help make nap time as smooth as possible for your little one.*

6 Is there anything else you would like us to know about your little one?

---

---

---

---

DON'T FORGET TO COMPLETE THE 2ND PAGE!



Parents, this page will need to be updated every month in the Brightwheel App. We will send you a message to update.  
If at any time you need to make a change, please call the office and we will help you update.

### SEPTEMBER FEEDING INFORMATION

BREAST MILK                       FORMULA  
TEMPERATURE     WARM             ROOM TEMP

HOW MANY OUNCES? \_\_\_\_\_

HOW OFTEN? \_\_\_\_\_

\_\_\_\_\_  
PARENT SIGNATURE

\_\_\_\_\_  
TODAY'S DATE

### OCTOBER FEEDING INFORMATION

BREAST MILK                       FORMULA  
TEMPERATURE     WARM             ROOM TEMP

HOW MANY OUNCES? \_\_\_\_\_

HOW OFTEN? \_\_\_\_\_

\_\_\_\_\_  
PARENT SIGNATURE

\_\_\_\_\_  
TODAY'S DATE

### NOVEMBER FEEDING INFORMATION

BREAST MILK                       FORMULA  
TEMPERATURE     WARM             ROOM TEMP

HOW MANY OUNCES? \_\_\_\_\_

HOW OFTEN? \_\_\_\_\_

\_\_\_\_\_  
PARENT SIGNATURE

\_\_\_\_\_  
TODAY'S DATE

### DECEMBER FEEDING INFORMATION

BREAST MILK                       FORMULA  
TEMPERATURE     WARM             ROOM TEMP

HOW MANY OUNCES? \_\_\_\_\_

HOW OFTEN? \_\_\_\_\_

\_\_\_\_\_  
PARENT SIGNATURE

\_\_\_\_\_  
TODAY'S DATE

### JANUARY FEEDING INFORMATION

BREAST MILK                       FORMULA  
TEMPERATURE     WARM             ROOM TEMP

HOW MANY OUNCES? \_\_\_\_\_

HOW OFTEN? \_\_\_\_\_

\_\_\_\_\_  
PARENT SIGNATURE

\_\_\_\_\_  
TODAY'S DATE

### FEBRUARY FEEDING INFORMATION

BREAST MILK                       FORMULA  
TEMPERATURE     WARM             ROOM TEMP

HOW MANY OUNCES? \_\_\_\_\_

HOW OFTEN? \_\_\_\_\_

\_\_\_\_\_  
PARENT SIGNATURE

\_\_\_\_\_  
TODAY'S DATE

Parents, this page will need to be updated every month in the Brightwheel App. We will send you a message to update.  
If at any time you need to make a change, please call the office and we will help you update.

### MARCH FEEDING INFORMATION

BREAST MILK                       FORMULA

TEMPERATURE     WARM             ROOM TEMP

HOW MANY OUNCES? \_\_\_\_\_

HOW OFTEN? \_\_\_\_\_

\_\_\_\_\_  
PARENT SIGNATURE

\_\_\_\_\_  
TODAY'S DATE

### APRIL FEEDING INFORMATION

BREAST MILK                       FORMULA

TEMPERATURE     WARM             ROOM TEMP

HOW MANY OUNCES? \_\_\_\_\_

HOW OFTEN? \_\_\_\_\_

\_\_\_\_\_  
PARENT SIGNATURE

\_\_\_\_\_  
TODAY'S DATE

### MAY FEEDING INFORMATION

BREAST MILK                       FORMULA

TEMPERATURE     WARM             ROOM TEMP

HOW MANY OUNCES? \_\_\_\_\_

HOW OFTEN? \_\_\_\_\_

\_\_\_\_\_  
PARENT SIGNATURE

\_\_\_\_\_  
TODAY'S DATE

### JUNE FEEDING INFORMATION

BREAST MILK                       FORMULA

TEMPERATURE     WARM             ROOM TEMP

HOW MANY OUNCES? \_\_\_\_\_

HOW OFTEN? \_\_\_\_\_

\_\_\_\_\_  
PARENT SIGNATURE

\_\_\_\_\_  
TODAY'S DATE

### JULY FEEDING INFORMATION

BREAST MILK                       FORMULA

TEMPERATURE     WARM             ROOM TEMP

HOW MANY OUNCES? \_\_\_\_\_

HOW OFTEN? \_\_\_\_\_

\_\_\_\_\_  
PARENT SIGNATURE

\_\_\_\_\_  
TODAY'S DATE

### AUGUST FEEDING INFORMATION

BREAST MILK                       FORMULA

TEMPERATURE     WARM             ROOM TEMP

HOW MANY OUNCES? \_\_\_\_\_

HOW OFTEN? \_\_\_\_\_

\_\_\_\_\_  
PARENT SIGNATURE

\_\_\_\_\_  
TODAY'S DATE

## Operational Policy on Infant Safe Sleep

This form provides the required information per minimum standards §746.501(9) and §747.501(6) for the safe sleep policy.

**Directions:** Parents will review this policy upon enrolling their infant at Children's Weekday Ministries and a copy of the policy is provided in the parent handbook. Parents can review information on safe sleep and reducing the risk of Sudden Infant Death Syndrome/Sudden Unexpected Infant Death (SIDS/SUIDS) at: <http://www.healthychildren.org/English/ages-stages/baby/sleep/Pages/A-Parents-Guide-to-Safe-Sleep.aspx>

### Safe Sleep Policy

All staff, substitute staff, and volunteers at Children's Weekday Ministries will follow these safe sleep recommendations of the American Academy of Pediatrics (AAP) and the Consumer Product Safety Commission (CPSC) for infants to reduce the risk of Sudden Infant Death Syndrome/Sudden Unexpected Infant Death Syndrome (SIDS/SUIDS):

- Always put infants to sleep on their backs unless you provide Form 3019, Infant Sleep Exception/Health Care Professional Recommendation, signed by the infant's health care professional [§746.2427 and §747.2327].
- Place infants on a firm mattress, with a tight fitting sheet, in a crib that meets the CPSC federal requirements for full-size cribs and for non-full size cribs [§746.2409 and §747.2309].
- For infants who are younger than 12 months of age, cribs should be bare except for a tight fitting sheet and a mattress cover or protector. Items that should not be placed in a crib include: soft or loose bedding, such as blankets, quilts, or comforters; pillows; stuffed toys/ animals; soft objects; bumper pads; liners; or sleep positioning devices [§746.2415(b) and §747.2315(b)]. Also, infants must not have their heads, faces, or cribs covered at any time by items such as blankets, linens, or clothing [§746.2429 and §747.2329].
- Do not use sleep positioning devices, such as wedges or infant positioners. The AAP has found no evidence that these devices are safe. Their use may increase the risk of suffocation [§746.2415(b) and §747.2315(b)].
- Ensure that sleeping areas are ventilated and at a temperature that is comfortable for a lightly clothed adult [§746.3407(10) and §747.3203(10)].
- If an infant needs extra warmth, use sleep clothing \_\_\_\_\_ (insert type of sleep clothing that will be used, such as sleepers or footed pajamas) as an alternative to blankets [§746.2415(b) and §747.2315(b)].
- Place only one infant in a crib to sleep [§746.2405 and §747.2305].
- Infants may use a pacifier during sleep. But the pacifier must not be attached to a stuffed animal [§746.2415(b) and §747.2315(b)] or the infant's clothing by a string, cord, or other attaching mechanism that might be a suffocation or strangulation risk [§746.2401(6) and §747.2315(b)].
- If the infant falls asleep in a restrictive device other than a crib (such as a bouncy chair or swing, or arrives to care asleep in a car seat), move the infant to a crib immediately, unless you provide Form 3019, Infant Sleep Exception/Health Care Professional Recommendation, signed by the infant's health-care professional [§746.2426 and §747.2326].
- Our child care program is smoke-free. Smoking is not allowed in Texas child care operations (this includes e-cigarettes and any type of vaporizers) [§746.3703(d) and §747.3503(d)].
- Actively observe sleeping infants by sight and sound [§746.2403 and §747.2303].
- If an infant is able to roll back and forth from front to back, place the infant on the infant's back for sleep and allow the infant to assume a preferred sleep position [§746.2427 and §747.2327].
- Awake infants will have supervised "tummy time" several times daily. This will help them strengthen their muscles and develop normally [§746.2427 and §747.2327].
- Do not swaddle an infant for sleep or rest unless you provide Form 3019, Infant Sleep Exception/Health Care Professional Recommendation, signed by the infant's health care professional [§746.2428 and §747.2328].

### Privacy Statement

HHSC values your privacy. For more information, read our privacy policy online at: <https://hhs.texas.gov/policies-practices-privacy#security>.

### Signatures

This policy is effective on: \_\_\_\_\_ Child's name: \_\_\_\_\_

\_\_\_\_\_  
Signature — Director/Owner

\_\_\_\_\_  
Date Signed

\_\_\_\_\_  
Signature — Staff member

\_\_\_\_\_  
Date Signed

\_\_\_\_\_  
Signature — Parent

\_\_\_\_\_  
Date Signed

# LABELING INFORMATION

ALL items you send with your child to school need to be labeled.

Items you may forget to label:

Pacifiers

Clothing

Bottles/Breast Milk Bags

Lunch Boxes/Lunch Containers

Jackets

Nap Mats/Blankets

Sippy Cups/Water Cups

Bibs

Small Back Packs

If Bottle or Breast Milk Bag is NOT labeled with child's name, we will NOT be able to feed them. We will call to ask you to identify before giving to them.

These options are waterproof and dishwasher safe.  
We do not get anything for ordering from these companies,  
these are just some suggestions.


You can also find more companies on ETSY and AMAZON.




[www.inchbug.com](http://www.inchbug.com)



[www.stickymonkeylabels.com](http://www.stickymonkeylabels.com)



[www.namebubbles.com](http://www.namebubbles.com)



# NAP TIME



When your child is 1 year old and walking, they will sleep on a cot. We provide the Blue Cot, and you will need to send in a nap mat. Please see the below pictures to help you purchase a mat. This nap mat will need to be labeled with first and last name. You will bring on the first day of the week you come, and it will go home on the last day you are here each week for a good cleaning.

[www.walmart.com](http://www.walmart.com)



[www.amazon.com](http://www.amazon.com)



[www.target.com](http://www.target.com)



Local Store in Atascocita  
18321 W. Lake Houston Pkwy #138  
Humble, TX 77346

<https://littletobigclothing.com/>



All websites offer multiple prints and prices.  
Happy Shopping!

## KEEPING INFANTS COMFORTABLE WHILE SLEEPING



### \*Appropriate sleep sack for infants

1. Arm and neck openings sized appropriately for a safer fit.
2. Select a material that will not be too warm. Infants overheating is a SIDS risk.
3. Sleeveless to reduce the risk of overheating. (Room temperature should be comfortable for an adult clothed with lightweight material.)
4. Inverted zipper for easy changing.
5. Roomy sack promotes healthy hip development.
6. Sleepwear may never restrict an infant's natural movements.

**NEVER "MODIFY" A SLEEP SACK. ALL SLEEPWEAR MUST BE USED IN ACCORDANCE WITH MANUFACTURES INSTRUCTIONS.**

Examples that are NOT appropriate for Licensed/Registered Child Care:



This is considered Swaddling and is prohibited in Texas Child Care.